

job name:
 type:

8" bul.it.hlz™ spec sheet 90CRI

material

housing
 whimsical, playful hole pattern varies from fixture to fixture. precision CNC spun .063" aluminum parabolic housing with rolled bottom edge for added strength.

array platform

.080" spun aluminum.

bottom lens (optional)

.125" P95 frosted acrylic flat lens with 3 finger holes. recesses slightly into fixture.

decorative ring (optional)

.125" colored acrylic ring.

optics

.050" spun aluminum conical reflector finished in high reflectance (>92%) matte white powder coat. mounting to standoffs and the addition of a LEDil silicone Zorya lens allows a small amount of light to highlight the fanciful hole pattern.

LED module

COB array in 2700K, 3000K, 3500K, or 4000K. (call factory for 5000K) (90+ cri standard). under normal operating conditions, the LEDs employed are rated for >50,000hrs L70 (6.8K) per IES TM-21 from LM-80 test data.

driver

integral, class 2, universal input (120-277v), constant current, 0-10v dimming, 1% minimum dimming level, PF >.9, THD <20%, protections include open and short circuit, overload and over temperature.

mounting

5" dia. spun steel canopy in satin white with 6ft ultrathin stainless steel wisp cable tripod and tiny field adjustable grippers that allow for exact AFF mounting heights. or select 12ft adjustable suspension. (drawing below)

premium mountings

colored cloth cord (optional)

spun aluminum driver canopy painted to match fixture. ultrathin stainless steel cable tripod and field adjustable grippers that allow for exact AFF mounting heights. cloth-covered power cord color options listed below. cord requires special stripping tool (link).

power over cable (optional)

spun aluminum driver canopy painted to match fixture. Class 2 LED powered suspension system that suspends and powers the fixture with thin stainless steel copper-core conductive cables, providing a clean look without the need for a separate power cord. powered suspension requires cable cutter (link) specifically designed to cut stainless steel aircraft cable from 1/32" to 1/8".

emergency


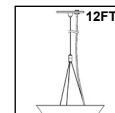
recommend use of inverter (by other). optional WREM: wired for remote EM battery (by other). if using WHPC, SBPC, or BKPC cords, 2nd power cord required.



catalog number

P3208					
size	CCT	lumens	painted finishes	power cord	options
P3208 8" dia X 8.75" ht see pages 2 & 3 for info on P3312 and P3216	27 2700K 30 3000K 35 3500K 40 4000K	LO 725 lm HI 1445 lm	AP anodized paint BS brass BU blue BZ bronze CP champagne FB flat black GM gun metal MB military blue MW matte white OR orange RD red SB satin black SS satin silver TG textured gray YO yellow premium finish RAL specify RAL#	WHPC white power cord and canopy BKPC black power cord and canopy SBPC silver braid power cord and white canopy premium (driver canopy required) (not available w/ 12ft option) BUPC blue cloth cord ORPC orange cloth cord PLPC purple cloth cord RDPC red cloth cord WGPC white & gray dot cloth cord POC power over cable	6FT 72" cables 12FT 12ft adj suspension [†] BL Bottom lens DRA amber decorative ring DRB blue decorative ring DRF frost decorative ring DRG green decorative ring DRR red decorative ring DRY yellow decorative ring WREM wired for remote EM battery pack (by other) (see note above) ELD EldoLED* LUT Lutron*

[†]not available with premium power cords
 *consult factory



job name:
 type:

12" bul.it.hlz™ spec sheet 90CRI

material

housing
 whimsical, playful hole pattern varies from fixture to fixture. precision CNC spun .063" aluminum parabolic housing with rolled bottom edge for added strength.

array platform

.080" spun aluminum.

bottom lens (optional)

.125" P95 frosted acrylic flat lens with 3 finger holes. recesses slightly into fixture.

decorative ring (optional)

.125" colored acrylic ring.

optics

.050" spun aluminum conical reflector finished in high reflectance (>92%) matte white powder coat. mounting to standoffs and the addition of a LEDil silicone Zorya lens allows a small amount of light to highlight the fanciful hole pattern.

LED module

COB array in 2700K, 3000K, 3500K, or 4000K. (call factory for 5000K) (90+ cri standard). under normal operating conditions, the LEDs employed are rated for >50,000hrs L70 (6.8K) per IES TM-21 from LM-80 test data.

driver

integral, programmable, UL class P, class 2, universal input (120-277v), constant current, 0-10v dimming, 1% minimum dimming level, PF >.9, THD <20%, protections include open and short circuit, overload and over temperature.

mounting

5" dia. spun steel canopy in satin white with 6ft ultrathin stainless steel wisp cable tripod and tiny field adjustable grippers that allow for exact AFF mounting heights. or select 12ft adjustable suspension. (drawing below)

premium mountings

colored cloth cord (optional)

spun aluminum driver canopy painted to match fixture. ultrathin stainless steel cable tripod and field adjustable grippers that allow for exact AFF mounting heights. cloth-covered power cord color options listed below. cord requires special stripping tool (link).

power over cable (optional)

spun aluminum driver canopy painted to match fixture. Class 2 LED powered suspension system that suspends and powers the fixture with thin stainless steel copper-core conductive cables, providing a clean look without the need for a separate power cord. powered suspension requires cable cutter (link) specifically designed to cut stainless steel aircraft cable from 1/32" to 1/8".

emergency


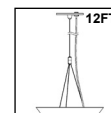
recommend use of inverter (by other). optional WREM: wired for remote EM battery (by other). if using WHPC, SBPC, or BKPC cords, 2nd power cord required.



catalog number

P3212					
size	CCT	lumens	painted finishes	power cord	options
P3212 12"dia X 12"ht see page 3 for info on P3216	27 2700K 30 3000K 35 3500K 40 4000K	LO 1445 lm HI 2230 lm CL* xxxx lm <small>custom lumens consult factory</small>	AP anodized paint BS brass BU blue BZ bronze CP champagne FB flat black GM gun metal MB military blue MW matte white OR orange RD red SB satin black SS satin silver TG textured gray YO yellow premium finish RAL specify RAL#	WHPC white power cord and canopy BKPC black power cord and canopy SBPC silver braid power cord and white canopy premium <small>(driver canopy required) (not available w/ 12ft option)</small> BUPC blue cloth cord ORPC orange cloth cord PLPC purple cloth cord RDPC red cloth cord WGPC white & gray dot cloth cord POC power over cable	6FT 72" cables 12FT 12ft adj suspension [†] BL Bottom lens DRA amber decorative ring DRB blue decorative ring DRF frost decorative ring DRG green decorative ring DRR red decorative ring DRY yellow decorative ring WREM wired for remote EM battery pack (by other) (see note above) ELD EldoLED* LUT Lutron*

[†]not available with premium power cords
*consult factory



job name:
 type:

16" bul.it.hlz™ spec sheet 90CRI

material

housing
 whimsical, playful hole pattern varies from fixture to fixture. precision CNC spun .063" aluminum parabolic housing with rolled bottom edge for added strength.

array platform

.080" spun aluminum.

bottom lens (optional)

.125" P95 frosted acrylic flat lens with 3 finger holes. recesses slightly into fixture.

decorative ring (optional)

.125" colored acrylic ring.

optics

.050" spun aluminum conical reflector finished in high reflectance (>92%) matte white powder coat. mounting to standoffs and the addition of a LEDil silicone Zorya lens allows a small amount of light to highlight the fanciful hole pattern.

LED module

COB array in 2700K, 3000K, 3500K, or 4000K. (call factory for 5000K) (90+ cri standard). under normal operating conditions, the LEDs employed are rated for >50,000hrs L70 (6.8K) per IES TM-21 from LM-80 test data.

driver

integral, programmable, UL class P, class 2, universal input (120-277v), constant current, 0-10v dimming, 1% minimum dimming level, PF >.9, THD <20%, protections include open and short circuit, overload and over temperature.

mounting

5" dia. spun steel canopy in satin white with 6ft ultrathin stainless steel wisp cable tripod and tiny field adjustable grippers that allow for exact AFF mounting heights. or select 12ft adjustable suspension. (drawing below)

premium mountings

colored cloth cord (optional)

spun aluminum driver canopy painted to match fixture. ultrathin stainless steel cable tripod and field adjustable grippers that allow for exact AFF mounting heights. cloth-covered power cord color options listed below. cord requires special stripping tool (link).

power over cable (optional)

spun aluminum driver canopy painted to match fixture. Class 2 LED powered suspension system that suspends and powers the fixture with thin stainless steel copper-core conductive cables, providing a clean look without the need for a separate power cord. powered suspension requires cable cutter (link) specifically designed to cut stainless steel aircraft cable from 1/32" to 1/8".


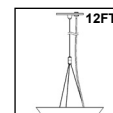
emergency

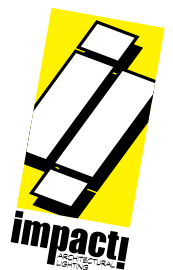


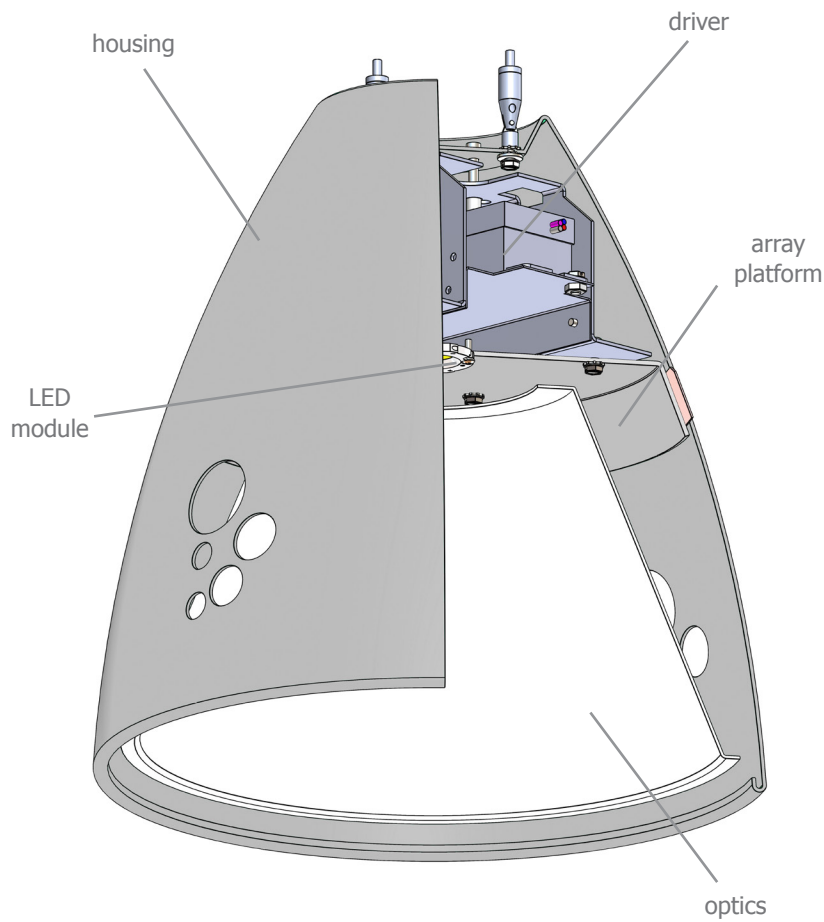

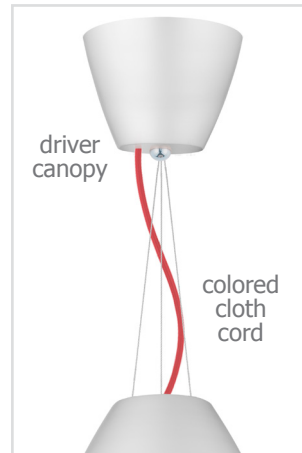
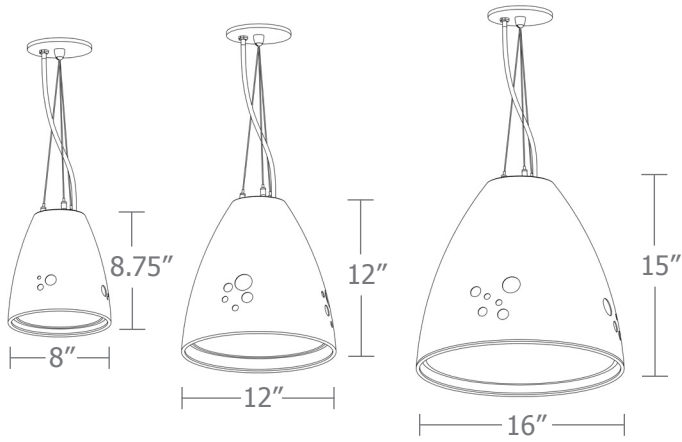
recommend use of inverter (by other). optional WREM: wired for remote EM battery (by other). if using WHPC, SBPC, or BKPC cords, 2nd power cord required.



catalog number

P3216					
size	CCT	lumens	painted finishes	power cord	options
P3216 16"dia X 15"ht	27 2700K	LO 1800 lm	AP anodized paint	WHPC white power cord and canopy	6FT 72" cables
	30 3000K	HI 2300 lm	BS brass	BKPC black power cord and canopy	12FT 12ft adj suspension [†]
	35 3500K	CL* xxxx lm <small>custom lumens consult factory</small>	BU blue	SBPC silver braid power cord and white canopy	BL Bottom lens
	40 4000K		BZ bronze	premium <small>(driver canopy required) (not available w/ 12ft option)</small>	DRA amber decorative ring
			CP champagne	BUPC blue cloth cord	DRB blue decorative ring
			FB flat black	ORPC orange cloth cord	DRF frost decorative ring
			GM gun metal	PLPC purple cloth cord	DRG green decorative ring
			MB military blue	RDPC red cloth cord	DRR red decorative ring
			MW matte white	WGPC white & gray dot cloth cord	DRY yellow decorative ring
			OR orange	POC power over cable	WREM wired for remote EM battery pack (by other) (see note above)
			RD red		ELD EldoLED*
			SB satin black		LUT Lutron*
			SS satin silver		<small>*not available with premium power cords *consult factory</small>
			TG textured gray		
			YO yellow		
			premium finish		
			RAL specify RAL#		

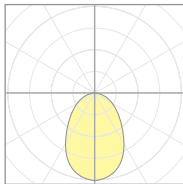




Calculation Table

The application of a Light Loss Factor is required to:

- match the lumen output for the power module specified
- incorporate the increased lumen output due to LED/Driver upgrades



10211H08BL
P3208-BL

Cat No	Delivered* Lumens	Watts 120V / 277V	IES File #	LLF to be applied
P3208 LO	725	10	10211H08A open	.42
			10211H08BL lensed	.41
P3208 HI	1445	20	10211H08A open	.84
			10211H08BL lensed	.81
P3212 LO	1445	21	10211H12A open	.54
			10211H12BL lensed	.52
P3212 HI	2230	32	10211H12A open	.83
			10211H12BL lensed	.80
P3216 LO	1800	22	10211H16A open	.71
			10211H16BL lensed	.68
P3216 HI	2300	33	10211H16A open	.91
			10211H16BL lensed	.87

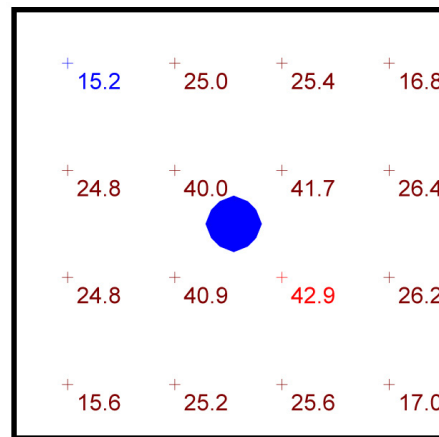
*delivered lumens based on 4000K, 90+ cri

Typical Lighting Layout

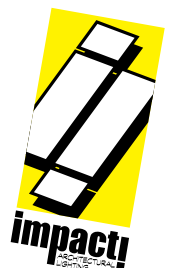
Schedule						
Symbol	QTY	Manufacturer	Catalog Number	Description	Lamp	Wattage
	1	Impact Architectural Lighting	P3212 40 HI	12" dia. pendant bul.it.hlz luminaire w/ open bottom	4000k 90cri LED	32

- 8' x 8' x 10'H space
- 80/50/20 reflectances
- fixture at 8' aff
- FC readings at 2.5' aff
- layout conducted using 12"dia. unit with HI lumen 90 CRI package providing 2230 delivered lumens


Statistics						
Description	Symbol	Avg	Max	Min	Max/Min	Avg/Min
bul.it.hlz	+	27.1 fc	42.9 fc	15.2 fc	2.8:1	1.8:1




Plan View




Powder Coat Paint Finishes



MW matte white



AP anodized paint



SS satin silver



TG textured gray




FB flat black




SB satin black



CP champagne



BZ bronze



GM gun metal



OR orange 2011



BU blue 5017



BS brass



RD red 3020



YO yellow 1018



MB military blue

For accurate color verification, actual finish samples are available upon request.

Premium Finishes*



RAL#

*Available on select series. Consult product submittal for availability.

